


*If an emergency occurs,
will you know what to do?*

Introducing
CATHOLIC MUTUAL GROUP'S

Emergency Response Procedures App



Download today!

- Instant access to a quick reference guide of emergency procedures on your iPhone or Android device.
- Instant access to specific phone numbers needed during emergency situations.
- Easy to use and no limit on the number of devices.
- No fees.
- Available in English and Spanish.
- You will only be asked to sign in one time. **Username: cmgerp**
Password: cmgsafe

For additional information, please contact the Risk Management Department at Catholic Mutual Group.

Catholic Mutual Group



Emergency Response Procedures

Instructions to download the Catholic Mutual Emergency Response Procedures mobile application:

1. **Search** for Catholic Mutual Group in the “App Store” (Apple iOS) or the “Play Store” (Android devices).
2. **Install** Catholic Mutual Group Emergency Response Procedures (ERP) on your device. Accept app permissions.

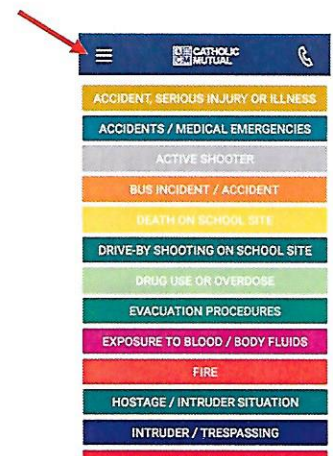


3. **Open** ERP app—sign-in and select language option. You will only be asked to sign in one time.

Username: cmgerp

Password: cmgsafe

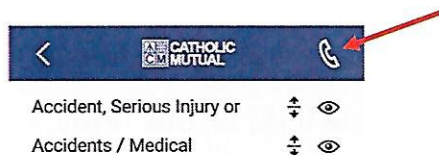
4. **Customize** your app by clicking the settings icon and the ‘Edit Tabs’ option.



- Select which best practice procedures you want to see on your main dashboard app. Click
- Select which order you would like to see your best practice procedures. Click



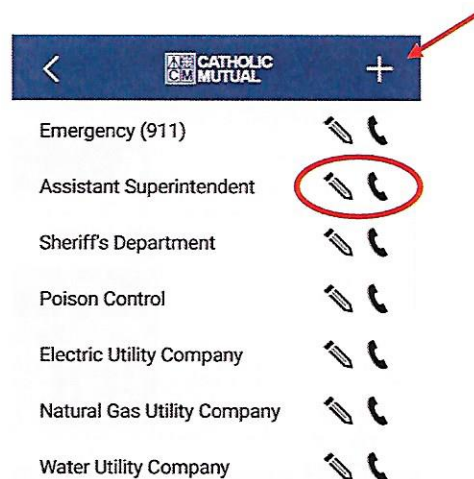
- Click the phone icon to customize the contacts within your app.



- Basic emergency contact names have been pre-populated but can be customized.

You can *Add* contacts

Edit contacts



Or *Call* contacts from this list

- To access the best practice procedure, simply click the title from your main dashboard app.

